PARTICIPATORY METHODS IN PROJECT DEVELOPMENT AND IMPLEMENTATION

Master Class, IUG, 22nd February 2020

Rikke Dalsted

Goal for today

- Be able to ensuring community driven development through active participation in your projects
- Understand and actively include of the concepts of community, capacity, vulnerability and participation in your project

Agenda

- What is participatory methods – Introduction
- Levels of participation
- First step: Community, capacity and vulnerability
  - Work with our cases
- Examples of participatory methods and how to do
  - Work with our cases
- Knowledge sharing and take home messages

- Questions from online participants taken after each session

What is participatory methods?

- Methods to include more perspective and voices from the affected community in the development and implementation of development projects
- Activities that enable ordinary people to be an influential and active part of decision making in projects that influences their community
- Processes that ensure inclusion of affected people and use of local knowledge and resources

Why participatory methods?

- Participation is a “buzz work” in international development…. But to which level do the affected people actively influence and control the projects?
- The word “participation”
- Better targeted projects and higher success
- Recognition and use of existing resources and capacities
- Addresses vulnerabilities and underlying factors
- Two-way learning process
- Project sustainability
- Common goal and direction

Participatory methods - steps

- Initiation and planning phase: to identify focus (what is the issue), collaborative partners (for whom and their capacities). Shared decision making.
- Implementation and monitoring: To make sure the project is in focus and can be directed. And knowledge sharing is taking place. Shared decision making.
- Closing and hand over: For sustainability, learning. Shared decision making.

- Make sure you ensure active participation in all phases

Level of participation

Least Participation

Most Participation

Top-down approach

Expert decisions

Bottom-up approach

Community involvement in decision-making

Level of participation Arnstein, S. 1969

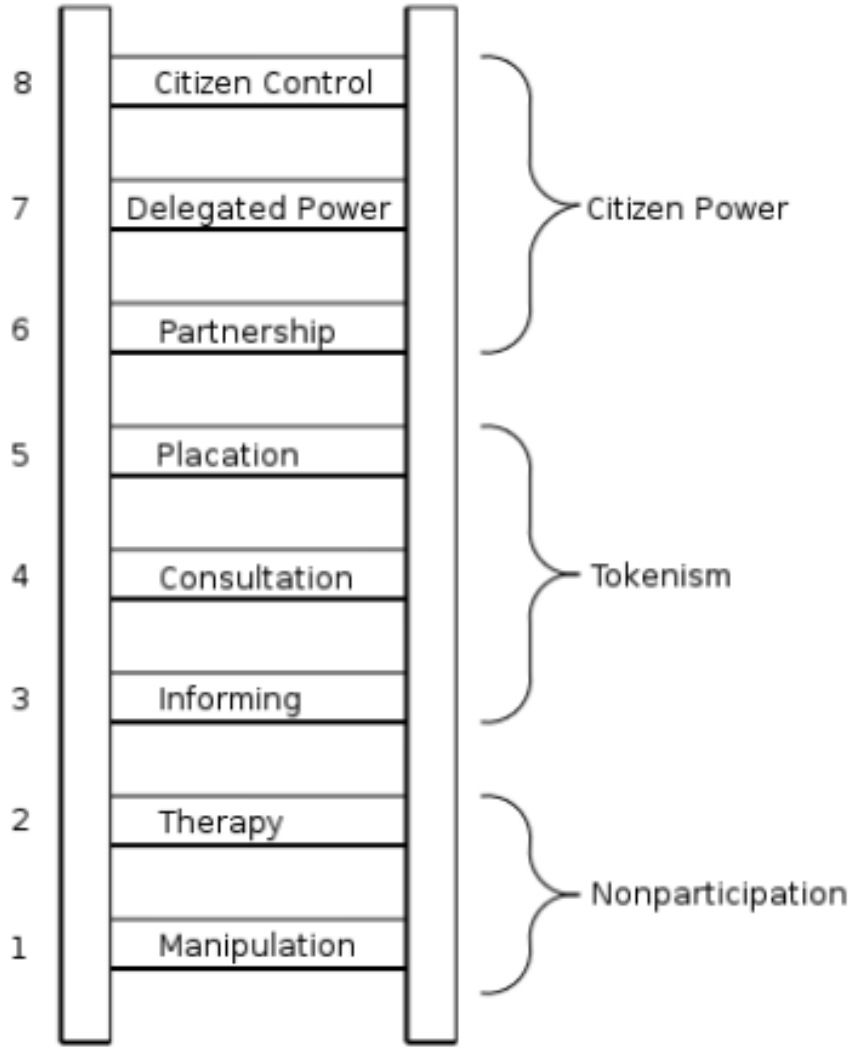

Community

- What is a community?
- Broad terminology that directly or indirectly refers to aspects such as local level, people centered, bottom-up approach, participatory approach - sometimes without reflection of meaning or a clear definition.
- Can be defined by: geographical boundary, people being related in their daily lives, ethnicity, social relations, same interest etc.
- Be clear about how you define “community” in your project

Vulnerability

- What is vulnerability?
- “The diminished capacity of an individual or group to anticipate, cope with, resist or recover from natural or man-made hazards” (IFRC, 2006)
- Vulnerability can be physical, social, economical, political, psychological etc.
- Who is vulnerable and to what? Be specific
  - Which kind of vulnerability do you focus on in your project and how do you do it?

Capacity

- What is capacity?
- Why focus on existing capacities?
- Can be: resources, influence in the community, knowledge & experience, network, being able to adapt to difficult situation, legal or formal position to make decisions, informal positions and influence etc.
- Make sure to include and make use of capacities in your project and have concrete processes on how to do it during all project phases.
- By using existing capacities projects are better targeted, sustainable and you don’t do things “double”

Cases work

- Whom in your project will you define as having capacity?
- Whom in your project do perceive as being vulnerable and why?

- Next step will be participatory methods – tools

Participatory Methods -Tools

- Vulnerability & Capacity Assessment (VCA)
- Participatory Learning & Action (PLA)
  - Community Mapping
  - Hazard mapping
  - Seasonal calendar
  - Transect walk
  - Preference ranking
  - and more…..
- Focus groups
- Focal point individual interviews
- The analysis of data and contradicting information

Hazard & Community mapping

- Have people from the community draw a map of the area of focus and add in their view important sites and hazards
- Organize time, place, process, take notes.
- Be aware of whom you invite! Maybe make more maps.
- Read: Social Map, Feed Future

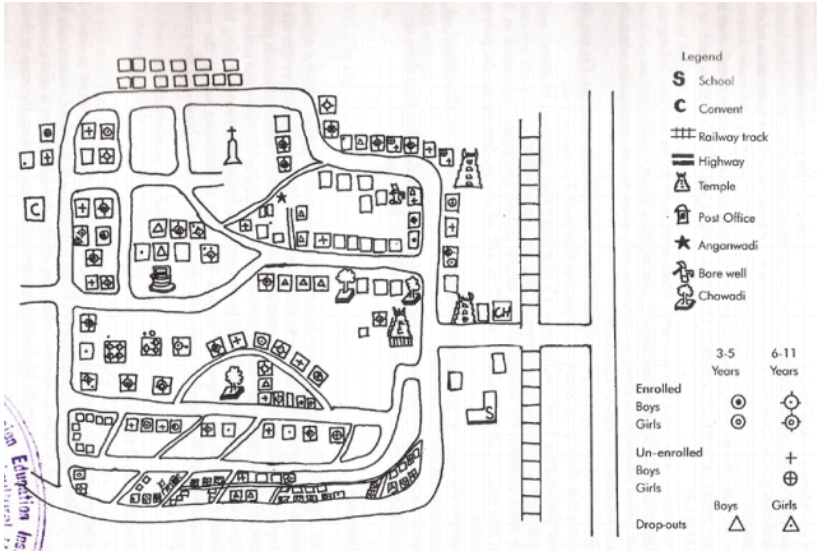

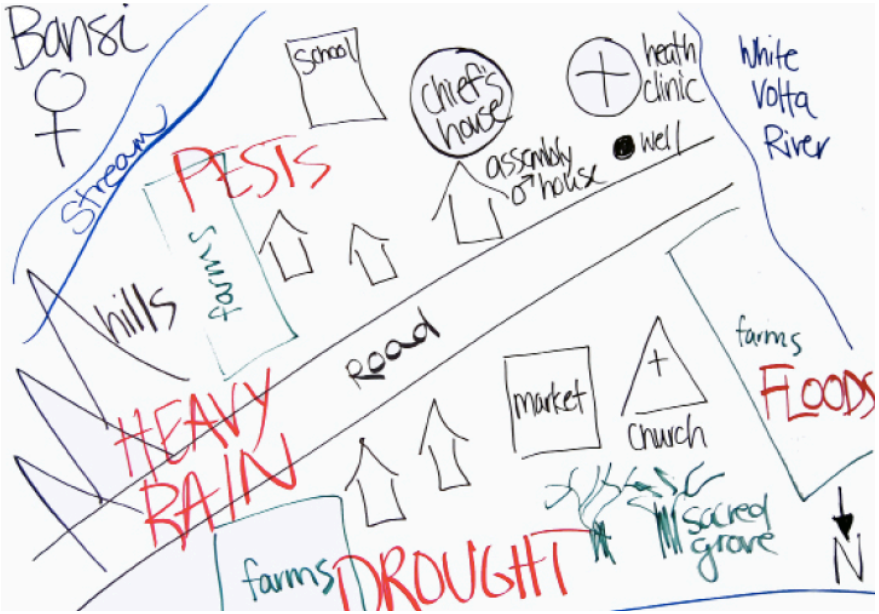

Seasonal calendar

- Have people from the community draw a calendar of their year (use their understanding) and draw for them important times etc. hazards, diseases, work, harvest, economy etc.
- Give an understanding of *which* challenges *when*

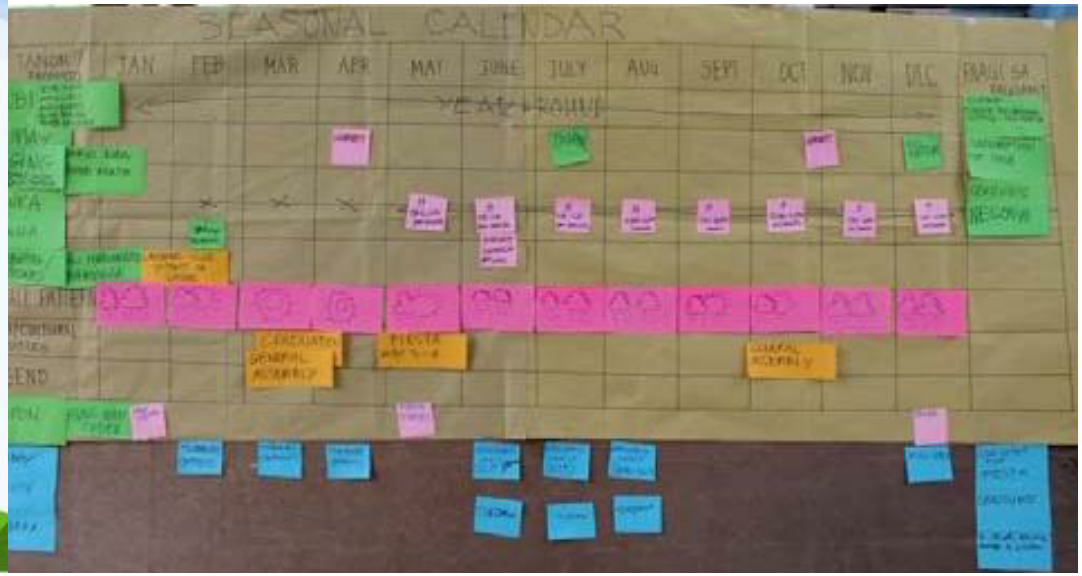

Transect Walk

- Walking through the community observing the surroundings, people, resources, land use.
- The route taken can be determined by drawing a line on a map or by the person you walk with (to understand where community is)
- Make more than one walk with different persons ex. ethnicity, power level, gender, age..
- Take pictures with GPS coordinates you can link to map
- Used in the beginning of a project
- Descried in IFRC VCA Tool Box

Focus group meetings

- Arrange specific people to talk about a specific issue
- Decide what the purpose of the meeting is: to inform, to discuss, to agree, to decide?
- Be aware of whom you invite, appropriate time & place and power dynamics, maybe have more meetings
- Time, place, facilitator, analysis…

Preference ranking

- Used for analyzing problems and preferences in order to identify and implement adequate improvements
- First the participant decide which are the most important problems and challenges
- Second the participants rank the problems
- Plan how you will include the results in your project

Choice of methods

- Consider what information you would like to obtain and what you will use it for
- Be aware of whom you collaborate with and how it might influence the information you get – power in the community, gender, resources, age, influence, why they collaborate, age etc.

Which methods would you use to identify and why?

- Next collaboration in project cycle

Project cycle

Collaboration in project cycle

- Be clear about how **decision making** will take place in the project
  - Who can make decisions about what? (economy, resources, people involved, time planning etc.)
- Plan **what, with whom and how** you will communicate along the way (local partners and community) - and do it
- One way or two way communication?
- Make sure your local partners have the resources and time to collaborate!

Cases work

- **How** will you ensure active participation and collaboration with the *affected community and your local partners* in the different phases of the project (initiation, planning, execution, evaluation, closure/handover)?
  - With whom, about what, how and when?
- Which participatory methods will you use and why those?

Sharing and take home messages

- What is the main point or message you take with you from today?
- Challenges, good aspects and questions